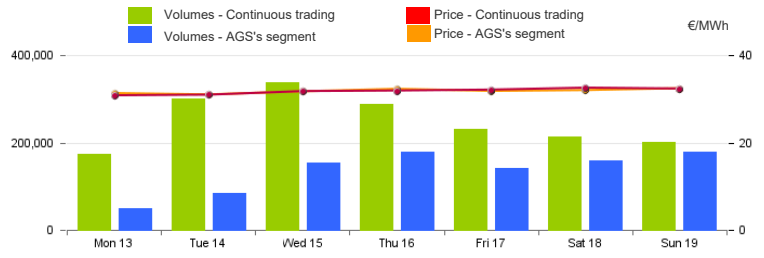


Spot Gas Market (MP-GAS)

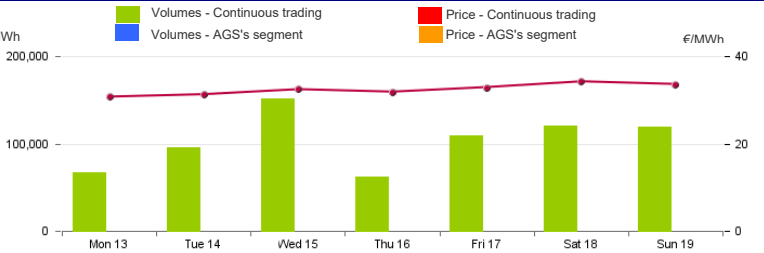
Day-Ahead Gas Market (MGP-GAS)

	Price. €/MWh				Volumes. MWh			
	Average	Var	Min	Max	Total	Var	Daily Products	WE Product
Continuous trading	31.41	-1.1%	30.10	33.95	1,747,080	+21.4%	1,442,760	304,320
	Price. €/MWh				Volumes. MWh			
	Average	Var	Min	Max	Total	Var	Purchases SRG	Sales SRG
AGS's segment	31.78	-0.9%	31.00	32.41	947,472	+49.3%	947,472	



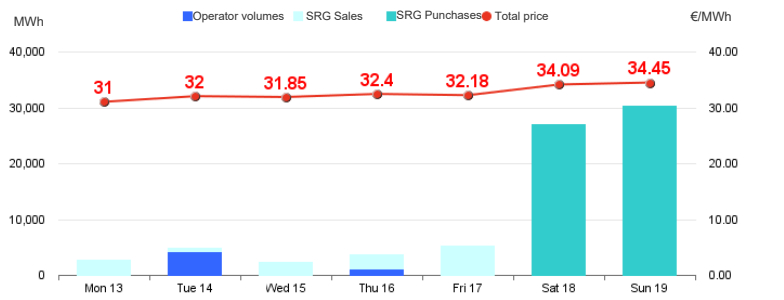
Intra-Day Gas Market (MI-GAS)

	Price. €/MWh				Volumes. MWh			
	Average	Var	Min	Max	Total	Var	Purchases SRG	Sales SRG
Continuous trading	32.43	+1.5%	30.50	34.60	725,448	+62.0%		
	Price. €/MWh				Volumes. MWh			
	Average	Var	Min	Max	Total	Var	Purchases SRG	Sales SRG
AGS's segment	-	-	-	-	-	-		



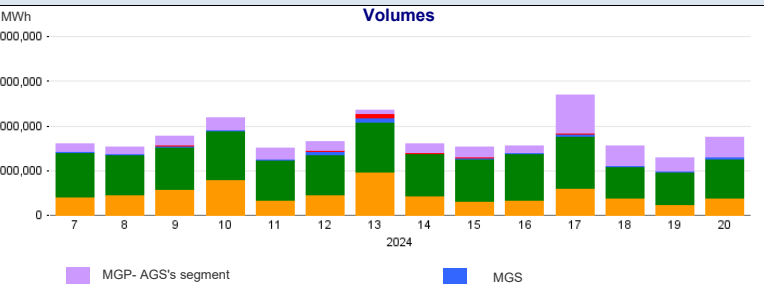
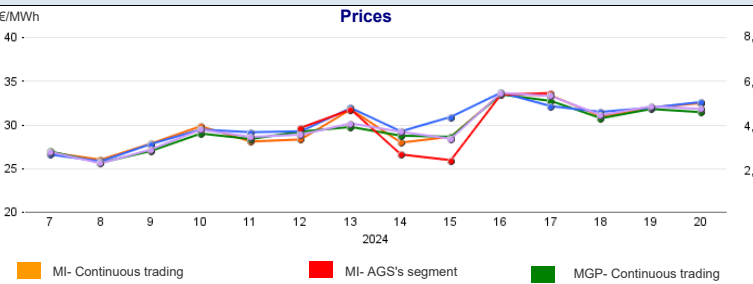
Market for the trading of gas stored (MGS-GAS)

Week	Storage	20	19
Price. (1) €/MWh	Stogit	32.57	31.92
	Edison Stoccaggio	-	-
	Total	32.57	31.92
Volumes. MWh	Stogit	76,099	45,328
	Edison Stoccaggio	-	-
	Total	76,099	45,328
SRG Activity. MWh	Purchases	57,346	-
	Balancing (2)	57,346	-
	Other purposes (3)	-	-
	Sales	13,648	20,705
	Balancing (2)	13,648	20,705
Other purposes (3)	-	-	



1) The Total price is calculated as a weighted average price for the total volumes exchanged in each storage system.
2) To securely manage any expected deviations between overall network injections and withdrawals pursuant to Art. 2.5 of Annex A, AEEGSI's Resolution 312/2016/R/gas
3) Stored gas trades by Snam Rete Gas (SRG) not included in "Balancing"

Weekly evolution



Forward Gas Market (MT-GAS)

Products	Market					OTC		Total		Open interest*		
	Minimum Price	Maximum Price	Check Price*		Trades	Volumes	Registrations	Volumes	Volumes		Open interest*	
	€/MWh	€/MWh	€/MWh	change %	N.	MWh/d	N.	MWh/d	MWh/d	change %	MWh/d	MWh
Q-2024-03	-	-	32.73	0.0%	-	-	-	-	-	-	-	-
Q-2024-04	-	-	37.09	0.0%	-	-	-	-	-	-	-	-
WS-2024/2025	-	-	38.03	0.0%	-	-	-	-	-	-	-	-
Q-2025-01	-	-	37.91	0.0%	-	-	-	-	-	-	-	-
CY-2025	-	-	38.59	0.0%	-	-	-	-	-	-	-	-
M-2024-06	-	-	32.70	0.0%	-	-	-	-	-	-	-	-
Q-2025-02	-	-	36.22	0.0%	-	-	-	-	-	-	-	-
SS-2025	-	-	37.75	0.0%	-	-	-	-	-	-	-	-
M-2024-07	-	-	33.25	0.0%	-	-	-	-	-	-	-	-
M-2024-08	-	-	31.39	0.0%	-	-	-	-	-	-	-	-
BoM-2024-05	-	-	29.95	-5.4%	-	-	-	-	-	-	-	-
Total											0	0

*Referred to the last session of the week